



# Robertstown Walky 100

30th June 2007

Round 2

South Australian Rally Championship

# RESULTS



© Phil Williams 2007

First Outright - Steve Glenney & Bernie Webb

Promoted and Organised by the  
Walkerville All Cars Club Inc



*Issued as Provisional - 30th June 2007 at 21:53  
Reissued on 4th July 2007 at 10:00  
Results become FINAL on 6th July 2007 at 20:00*





# Robertstown Walky 100

## AWARDS

First Outright	<b>Steve Glenney &amp; Bernie Webb</b> Crew 1 N4 Subaru WRX STI
Second Outright	<b>Matt Selley &amp; Joana Fuller</b> Crew 3 N4 Subaru WRX STI
Third Outright	<b>Declan Dwyer &amp; Craig Adams</b> Crew 2 P5 Lancer EVO III
<b>Handicap</b>	
First Outright	<b>Justin Friedrichs &amp; Katysha Seng</b> Crew 33 P3 Datsun 1600
Second Outright	<b>Steve Glenney &amp; Bernie Webb</b> Crew 1 N4 Subaru WRX STI
Third Outright	<b>Leigh Stokes &amp; Justin Stokes</b> Crew 28 P3 Datsun 180B
First 2 Wheel Drive	<b>Ian Johnson &amp; Andrew Kriesl</b> Crew 14 P3 Datsun 1600
1st Class P1	<b>James Rodda &amp; Naomi Tillet</b> Crew 32 P1 Daihatsu Charade
1st Class P2	<b>David Marriner &amp; Steve Marriner</b> Crew 31 P2 Hyundai Excel
1st Class P3	<b>Ian Johnson &amp; Andrew Kriesl</b> Crew 14 P3 Datsun 1600
1st Class P4	<b>Brett Baldwin &amp; Jason McCormack</b> Crew 13 P4 Datsun 240K
1st Class P5	<b>Declan Dwyer &amp; Craig Adams</b> Crew 2 P5 Lancer EVO III
1st Class P5S	<b>Kerry Turley &amp; Neil Branum</b> Crew 19 P5S Subaru WRX
1st Class P6	<b>Dave Dimech &amp; Darren Masters</b> Crew 10 P6 Nissan GTIR
1st Class N4	<b>Steve Glenney &amp; Bernie Webb</b> Crew 1 N4 Subaru WRX STI
Revolution Racegear Team Award	<b>Team 4</b> <b>Declan Dwyer &amp; Craig Adams</b> Crew 2 P5 Lancer EVO III <b>Steve Glenney &amp; Bernie Webb</b> Crew 1 N4 Subaru WRX STI <b>Simon Orme &amp; Jasman Orme</b> Crew 8 P5 Subaru WRX STI RA
Walky 500 Trophy	<b>Matthew Selley / Joana Fuller</b> Crew 3 Subaru WRX STI

Promoted and Organised by the  
Walkerville All Cars Club Inc





## Robertstown Walky 100 Revolution Racegear Teams Award

	Driver	Co-Driver	Handicap Penalty	Combined Score	Rank
<b>Team Legacy</b>					
20	Matt Monto	Ron Monto	01:09:16		
21	Daniel Nicholls	Vivek Samy	01:15:21	1:11:17	2nd
17	Paul Kinnear	Danielle Meehl	01:09:15		
<b>Team 2</b>					
5	Gary Brown	Mike Dale	DNF		
7	Paul Heenan	Adam Branford	DNF	DNF	
14	Ian Johnson	Andrew Kriesl	01:08:00		
<b>BSCC Boys</b>					
13	Brett Baldwin	Jason McCormack	01:08:55		
19	Kerry Turley	Nail Brannum	01:15:08	1:13:10	3rd
27	Boyd Symonds	Ashley Durbridge	01:15:27		
<b>Team 4</b>					
2	Declan Dwyer	Craig Adams	01:09:32		
1	Steve Glenney	Bernie Webb	01:03:56	1:07:25	1st
8	Simon Orme	Tasman Orme	01:08:46		

**Walkerville All Cars Club Inc**  
**Robertstown WALKY 100 30th June 2007**  
**OUTRIGHT POSITIONS**

**PROVISIONAL RESULTS** - up to Road Section 1.12 (SS 8)  
as of 03/07/07 17:27:38

Crew	Driver	Co-Driver	Class	Class Position	Outright Position	Total Penalty	Gap To Next	Gap To Leader
1	Glenney	Webb	N4	1	1	1:03:57	0:00	0:00
3	Selley	Fuller	N4	2	2	1:08:15	4:18	4:18
2	Dwyer	Adams	P5	1	3	1:09:32	1:17	5:35
6	Marker	Heimsohn	N4	3	4	1:12:02	2:30	8:05
8	Orme	Orme	P5	2	5	1:14:12	2:10	10:15
10	Dimech	Masters	P6	1	6	1:14:36	0:24	10:39
14	Johnson	Kriesl	P3	1	7	1:15:50	1:14	11:53
12	Whittenbury	Rudham	P3	2	8	1:16:01	0:11	12:04
33	Friedrichs	Seng	P3	3	9	1:16:24	0:23	12:27
20	Monto	Monto	P6	2	10	1:16:38	0:14	12:41
13	Baldwin	McCormack	P4	1	11	1:16:51	0:13	12:54
9	Sims	Wilson	P3	4	12	1:17:48	0:57	13:51
19	Turley	Brannum	P5	3	13	1:19:13	1:25	15:16
21	Nicholls	Samy	P6	3	14	1:19:19	0:06	15:22
28	Stokes	Stokes	P3	5	15	1:19:28	0:09	15:31
26	Schubert	Meade	P5	4	16	1:19:39	0:11	15:42
25	Ryan	Langley	P5	5	17	1:20:16	0:37	16:19
15	Bennet	Haby	P5	6	18	1:23:13	2:57	19:16
27	Symonds	Durbridge	P4	2	19	1:23:50	0:37	19:53
17	Kinnear	Meehl	P6	4	20	1:23:57	0:07	20:00
31	Marriner	Marriner	P2	1	21	1:24:39	0:42	20:42
35	Lazdins	Sheeran	P2	2	22	1:25:03	0:24	21:06
18	Smith	Glover	P4	3	23	1:26:42	1:39	22:45
30	Skabe	Chan	P2	3	24	1:27:21	0:39	23:24
34	Bristow	Bennett	P3	6	25	1:28:04	0:43	24:07
32	Rodda	Tillet	P1	1	26	1:30:20	2:16	26:23
29	Neave	Staude	P4	4	27	1:30:44	0:24	26:47
36	Hogan	Wight	P4	5	28	1:45:03	14:19	41:06

**RETIREMENTS**

4	Brand	Browne	P5	DNF	RS 1.06	Unknown
5	Brown	Dale	P6	DNF	SS 03	Mechanical
7	Heenan	Branford	P6	DNF	SS 02	Unknown
11	Osborn	Wearn	P5	DNF	SS 01	Mechanical
16	Gooley	Chabrel	P6	DNF	SS 07	Unknown
22	Andriolas	Andriolas	N4	DNF	SS 07	Unknown
23	Kirk	Wagenor	P4	DNS	RS 1.01	Engine Problems
24	Fowler	Nietz	P3	DNF	SS 08	Off Road and Stuck

**NOTES** (1) Legend: DNS - Did Not Start, DNF - Did Not Finish, OLT - Out of Late Time.  
JMP~~~SSRSv8.5/31 EXC - Excluded from the Results Printed on 03/07/07 at 17:27:39

(2) The Total Penalty shown on this page includes ALL penalties (Time, Road and Technical).  
See separate page for details of Road Penalties.

**Walkerville All Cars Club Inc**  
**Robertstown WALKY 100 30th June 2007**  
**HANDICAP OUTRIGHT POSITIONS**

**PROVISIONAL RESULTS** - up to Road Section 1.12 (SS 8)  
as of 03/07/07 17:28:20

Crew	Driver	Co-Driver	Class	DPI Used	Handicap Position	Handicap Penalty	Gap To Next	Gap To Leader
33	Friedrichs	Seng	P3	0.8128	1	1:02:06	0:00	0:00
1	Glenney	Webb	N4	0.9998	2	1:03:56	1:50	1:50
28	Stokes	Stokes	P3	0.8419	3	1:06:54	2:58	4:48
3	Selley	Fuller	N4	0.9836	4	1:07:08	0:14	5:02
30	Skabe	Chan	P2	0.7762	5	1:07:51	0:43	5:45
14	Johnson	Kriesl	P3	0.8966	6	1:08:00	0:09	5:54
10	Dimech	Masters	P6	0.9118	7	1:08:02	0:02	5:56
6	Marker	Heimsohn	N4	0.9450	8	1:08:04	0:02	5:58
18	Smith	Glover	P4	0.7867	9	1:08:22	0:18	6:16
12	Whittenbury	Rudham	P3	0.9012	10	1:08:30	0:08	6:24
8	Orme	Orme	P5	0.9267	11	1:08:46	0:16	6:40
13	Baldwin	McCormack	P4	0.8967	12	1:08:55	0:09	6:49
17	Kinnear	Meehl	P6	0.8248	13	1:09:15	0:20	7:09
20	Monto	Monto	P6	0.9038	14	1:09:16	0:01	7:10
2	Dwyer	Adams	P5	1.0000	15	1:09:32	0:16	7:26
26	Schubert	Meade	P5	0.8766	16	1:09:49	0:17	7:43
15	Bennet	Haby	P5	0.8448	17	1:10:18	0:29	8:12
25	Ryan	Langley	P5	0.8816	18	1:10:46	0:28	8:40
9	Sims	Wilson	P3	0.9146	19	1:11:09	0:23	9:03
31	Marriner	Marriner	P2	0.8500	20	1:11:57	0:48	9:51
35	Lazdins	Sheeran	P2	0.8500	21	1:12:18	0:21	10:12
19	Turley	Brannum	P5	0.9484	22	1:15:08	2:50	13:02
32	Rodda	Tillet	P1	0.8323	23	1:15:11	0:03	13:05
21	Nicholls	Samy	P6	0.9500	24	1:15:21	0:10	13:15
27	Symonds	Durbridge	P4	0.9000	25	1:15:27	0:06	13:21
29	Neave	Staude	P4	0.8558	26	1:17:42	2:15	15:36
34	Bristow	Bennett	P3	0.9000	27	1:19:16	1:34	17:10
36	Hogan	Wight	P4	0.9000	28	1:34:35	15:19	32:29

**RETIREMENTS**

4	Brand	Browne	P5	DNF	RS 1.06	Unknown
5	Brown	Dale	P6	DNF	SS 03	Mechanical
7	Heenan	Branford	P6	DNF	SS 02	Unknown
11	Osborn	Wearn	P5	DNF	SS 01	Mechanical
16	Gooley	Chabrel	P6	DNF	SS 07	Unknown
22	Andriolas	Andriolas	N4	DNF	SS 07	Unknown
23	Kirk	Wagenor	P4	DNS	RS 1.01	Engine Problems
24	Fowler	Nietz	P3	DNF	SS 08	Off Road and Stuck

**NOTES** (1) Legend: DNS - Did Not Start, DNF - Did Not Finish, OLT - Out of Late Time.  
JMP~~~SSRSv8.5/31 EXC - Excluded from the Results Printed on 03/07/07 at 17:28:21

(2) The Handicap Penalty has been calculated in accordance with Section 2.10c of the 2007 Conditions for Rallies in SA.

Walkerville All Cars Club Inc  
**PROVISIONAL RESULTS**

Robertstown WALKY 100 30th June 2007  
**STAGE TIMES, POSITIONS and Other data**

as of 03/07/07 17:28:38

NO	Driver / CoDriver	SS 1	Dips End						SS 2	Scrubby Reverse						SS 3	One Big Hill						Total Penalty	Outright	Class
1	Steve Glenney Bernie Webb	N4	<b>11:14</b>	0:00	1	0:00	01	1.0000	<b>2:52</b>	0:00	1	0:00	01	1.0000	<b>4:06</b>	0:00	1	0:00	01	1.0000	<b>18:12</b>	1	1		
			11:14	1	0:00	01	111.47		14:06	1	0:00	01	106.33		18:12	1	0:00	01	112.68						
2	Declan Dwyer Craig Adams	P5	<b>11:43</b>	0:00	2	0:29	01	0.9587	<b>4:06</b>	0:00	29	0:08	06	0.6992	<b>4:50</b>	0:00	11	0:05	08	0.8483	<b>20:39</b>	5	2		
			11:43	2	0:29	01	106.87		15:49	5	1:43	01	74.34		20:39	5	2:27	01	95.59						
3	Matthew Selley Joana Fuller	N4	<b>11:45</b>	0:00	3	0:02	02	0.9560	<b>2:58</b>	0:00	=2	0:37	01	0.9663	<b>4:14</b>	0:00	2	0:45	01	0.9685	<b>18:57</b>	2	2		
			11:45	3	0:31	01	106.57		14:43	2	0:37	01	102.74		18:57	2	0:45	01	109.13						
4	Trent Brand Jeremy Browne	P5	<b>13:01</b>	0:00	9	0:06	08	0.8630	<b>4:51</b>	0:10	33	0:04	22	0.5911	<b>6:41</b>	0:00	32	0:45	27	0.6135	<b>24:43</b>	27	7		
			13:01	9	1:47	01	96.20		18:02	=19	3:56	01	62.85		24:43	27	6:31	01	69.13						
5	Gary Brown Mike Dale	P6	<b>12:05</b>	0:00	4	0:20	03	0.9297	<b>2:58</b>	0:00	=2	0:20	03	0.9663	<b>DNF</b>	Mechanical									
			12:05	4	0:51	01	103.63		15:03	3	0:57	01	102.74												
6	Russell Marker Karien Heimsohn	N4	<b>12:40</b>	0:00	5	0:35	05	0.8868	<b>3:01</b>	0:00	4	0:38	05	0.9503	<b>4:35</b>	0:00	=3	1:19	03	0.8945	<b>20:16</b>	3	3		
			12:40	5	1:26	01	98.86		15:41	4	1:35	01	101.04		20:16	3	2:04	01	100.80						
7	Paul Heenan Adam Branford	P6	<b>13:14</b>	0:00	10	0:13	04	0.8489	<b>DNF</b>	Unknown															
			13:14	10	2:00	01	94.62																		
8	Simon Orme Tasman Orme	P5	<b>12:55</b>	0:00	8	0:04	09	0.8697	<b>3:04</b>	0:00	5	0:10	02	0.9348	<b>4:35</b>	0:00	=3	0:18	06	0.8945	<b>20:34</b>	4	1		
			12:55	8	1:41	01	96.94		15:59	6	1:53	01	99.39		20:34	4	2:22	01	100.80						
9	Jason Sims Damien Wilson	P3	<b>12:51</b>	0:00	7	0:02	10	0.8742	<b>3:27</b>	0:00	20	0:15	10	0.8309	<b>4:46</b>	0:00	=7	0:15	10	0.8601	<b>21:04</b>	7	1		
			12:51	7	1:37	01	97.45		16:18	8	2:12	01	88.35		21:04	7	2:52	01	96.92						
10	Dave Dimech Darren Masters	P6	<b>12:49</b>	0:00	6	0:09	06	0.8765	<b>3:14</b>	0:00	9	0:04	08	0.8866	<b>4:46</b>	0:00	=7	0:10	02	0.8601	<b>20:49</b>	6	1		
			12:49	6	1:35	01	97.70		16:03	7	1:57	01	94.27		20:49	6	2:37	01	96.92						
11	Shaun Osborn Andrew Wearn	P5	<b>DNF</b>	Mechanical																					
12	Neville Whittenbury David Rudham	P3	<b>13:18</b>	0:00	=12	0:02	25	0.8446	<b>3:20</b>	0:00	=14	0:04	14	0.8600	<b>4:49</b>	0:00	=9	0:04	25	0.8512	<b>21:27</b>	10	3		
			13:18	=12	2:04	01	94.15		16:38	11	2:32	01	91.44		21:27	10	3:15	01	95.92						
13	Brett Baldwin Jason McCormack	P4	<b>13:30</b>	0:00	14	0:12	14	0.8321	<b>3:11</b>	0:00	6	0:03	12	0.9005	<b>4:53</b>	0:00	=12	0:07	12	0.8396	<b>21:34</b>	11	1		
			13:30	14	2:16	01	92.76		16:41	12	2:35	01	95.75		21:34	11	3:22	01	94.61						
14	Ian Johnson Andrew Kriesl	P3	<b>13:18</b>	0:00	=12	0:00	12	0.8446	<b>3:16</b>	0:00	=10	0:05	25	0.8776	<b>4:39</b>	0:00	5	0:09	09	0.8817	<b>21:13</b>	8	2		
			13:18	=12	2:04	01	94.15		16:34	10	2:28	01	93.31		21:13	8	3:01	01	99.35						
15	Chris Bennet Susan Haby	P5	<b>14:37</b>	0:00	22	0:13	18	0.7685	<b>3:47</b>	0:00	27	0:01	26	0.7577	<b>5:06</b>	0:00	21	0:05	18	0.8039	<b>23:30</b>	22	6		
			14:37	21	3:23	01	85.67		18:24	25	4:18	01	80.56		23:30	22	5:18	01	90.59						
16	Andrew Gooley Ashley Chabrel	P6	<b>14:48</b>	0:00	25	0:06	31	0.7590	<b>3:26</b>	0:00	19	0:12	18	0.8350	<b>5:05</b>	0:00	20	0:13	22	0.8066	<b>23:19</b>	19	5		
			14:48	24	3:34	01	84.61		18:14	21	4:08	01	88.78		23:19	19	5:07	01	90.89						
17	Paul Kinnear Danielle Meehl	P6	<b>14:22</b>	0:00	20	0:21	28	0.7819	<b>3:31</b>	0:00	22	0:24	28	0.8152	<b>5:11</b>	0:00	23	0:09	33	0.7910	<b>23:04</b>	17	4		
			14:22	19	3:08	01	87.16		17:53	17	3:47	01	86.67		23:04	17	4:52	01	89.13						
18	Brian Smith Doug Glover	P4	<b>14:24</b>	0:00	21	0:02	17	0.7801	<b>3:38</b>	0:00	26	0:00	04	0.7890	<b>5:23</b>	0:00	=27	0:01	26	0.7616	<b>23:25</b>	21	2		
			14:24	20	3:10	01	86.96		18:02	=19	3:56	01	83.89		23:25	21	5:13	01	85.82						
19	Kerry Turley Neil Brannum	P5	<b>13:54</b>	0:00	18	0:12	20	0.8082	<b>3:16</b>	0:00	=10	0:08	20	0.8776	<b>4:55</b>	0:00	=15	0:10	20	0.8339	<b>22:05</b>	14	4		
			13:54	17	2:40	01	90.09		17:10	15	3:04	01	93.31		22:05	14	3:53	01	93.97						
20	Matt Monto Ron Monto	P6	<b>13:42</b>	0:00	17	0:06	21	0.8200	<b>3:20</b>	0:00	=14	0:09	21	0.8600	<b>4:53</b>	0:00	=12	0:13	21	0.8396	<b>21:55</b>	13	3		
			13:42	16	2:28	01	91.40		17:02	14	2:56	01	91.44		21:55	13	3:43	01	94.61						

Walkerville All Cars Club Inc  
**PROVISIONAL RESULTS**

Robertstown WALKY 100 30th June 2007  
**STAGE TIMES, POSITIONS and Other data**

as of 03/07/07 17:28:39

NO	Driver / CoDriver	SS 1	Dips End				SS 2	Scrubby Reverse				SS 3	One Big Hill				Total Penalty	Outright	Class				
21	Daniel Nicholls Vivek Samy	P6	<b>13:36</b>	0:00	15	0:06	13	0.8260	<b>3:17</b>	0:00	12	0:12	13	0.8731	<b>4:49</b>	0:00	=9	0:08	13	0.8512	<b>21:42</b>	<b>12</b>	<b>2</b>
			13:36	15	2:22	01	92.07		16:53	13	2:47	01	92.83		21:42	12	3:30	01	95.92				
22	George Andriolas Chris Andriolas	N4	<b>14:39</b>	0:00	23	0:02	15	0.7668	<b>3:19</b>	0:00	13	0:05	17	0.8643	<b>5:08</b>	0:00	22	0:02	17	0.7987	<b>23:06</b>	<b>18</b>	<b>4</b>
			14:39	22	3:25	01	85.47		17:58	18	3:52	01	91.90		23:06	18	4:54	01	90.00				
23	Barry Kirk Paul Wagenor	P4	<b>DNS</b>	Engine Problems																			
24	Gavin Fowler Warren Nietz	P3	<b>13:41</b>	0:00	16	0:03	33	0.8210	<b>3:20</b>	0:10	=14	0:10	35	0.8600	<b>4:55</b>	0:00	=15	0:01	15	0.8339	<b>23:31</b>	<b>23</b>	<b>6</b>
			15:06	30	3:52	01	91.51		18:36	=27	4:30	01	91.44		23:31	23	5:19	01	93.97				
25	Howard Ryan Chris Langley	P5	<b>13:16</b>	0:00	11	0:02	07	0.8467	<b>3:13</b>	0:00	8	0:11	09	0.8912	<b>4:54</b>	0:00	14	0:10	14	0.8367	<b>21:23</b>	<b>9</b>	<b>3</b>
			13:16	11	2:02	01	94.39		16:29	9	2:23	01	94.76		21:23	9	3:11	01	94.29				
26	Scott Schubert Tim Meade	P5	<b>15:01</b>	0:00	=28	0:05	30	0.7481	<b>3:22</b>	0:00	17	0:05	31	0.8515	<b>5:01</b>	0:00	18	0:05	16	0.8173	<b>23:24</b>	<b>20</b>	<b>5</b>
			15:01	=27	3:47	01	83.39		18:23	24	4:17	01	90.53		23:24	20	5:12	01	92.09				
27	Boyd Symonds Ashley Durbridge	P4	<b>15:01</b>	0:00	=28	0:00	26	0.7481	<b>3:35</b>	0:00	=23	0:00	24	0.8000	<b>5:22</b>	0:00	26	0:12	35	0.7640	<b>23:58</b>	<b>26</b>	<b>3</b>
			15:01	=27	3:47	01	83.39		18:36	=27	4:30	01	85.06		23:58	26	5:46	01	86.09				
28	Leigh Stokes Justin Stokes	P3	<b>14:01</b>	0:00	19	0:07	19	0.8014	<b>3:28</b>	0:00	21	0:19	19	0.8269	<b>4:59</b>	0:00	17	0:23	19	0.8227	<b>22:28</b>	<b>15</b>	<b>4</b>
			14:01	18	2:47	01	89.34		17:29	16	3:23	01	87.92		22:28	15	4:16	01	92.71				
29	Craig Neave Ashleigh Staude	P4	<b>21:15</b>	0:20	34	0:27	36	0.5286	<b>3:23</b>	0:00	18	5:12	32	0.8473	<b>5:03</b>	0:00	19	4:02	32	0.8119	<b>30:01</b>	<b>31</b>	<b>4</b>
			21:35	34	10:21	01	58.93		24:58	32	10:52	01	90.09		30:01	31	11:49	01	91.49				
30	Dainis Skabe Patrick Chan	P2	<b>14:56</b>	0:00	27	0:05	35	0.7522	<b>4:47</b>	0:00	32	0:12	34	0.5993	<b>5:39</b>	0:00	29	0:28	34	0.7257	<b>25:22</b>	<b>29</b>	<b>3</b>
			14:56	26	3:42	01	83.85		19:43	30	5:37	01	63.72		25:22	29	7:10	01	81.77				
31	David Marriner Steve Marriner	P2	<b>14:42</b>	0:00	24	0:03	22	0.7642	<b>3:36</b>	0:00	25	0:03	33	0.7963	<b>5:16</b>	0:00	24	0:03	24	0.7785	<b>23:34</b>	<b>24</b>	<b>1</b>
			14:42	23	3:28	01	85.18		18:18	23	4:12	01	84.67		23:34	24	5:22	01	87.72				
32	James Rodda Naomi Tillet	P1	<b>15:14</b>	0:00	31	0:08	24	0.7374	<b>4:32</b>	0:00	30	0:03	30	0.6324	<b>6:13</b>	0:00	30	0:37	30	0.6595	<b>25:59</b>	<b>30</b>	<b>1</b>
			15:14	31	4:00	01	82.20		19:46	31	5:40	01	67.24		25:59	30	7:47	01	74.32				
33	Justin Friedrichs Katysha Seng	P3	<b>15:03</b>	0:00	30	0:02	27	0.7464	<b>3:12</b>	0:00	7	0:01	16	0.8958	<b>4:40</b>	0:00	6	0:27	28	0.8786	<b>22:55</b>	<b>16</b>	<b>5</b>
			15:03	29	3:49	01	83.20		18:15	22	4:09	01	95.25		22:55	16	4:43	01	99.00				
34	Roman Bristow Jason Bennett	P3	<b>15:40</b>	0:00	32	0:26	32	0.7170	<b>3:51</b>	0:00	28	0:55	27	0.7446	<b>5:23</b>	0:00	=27	0:11	04	0.7616	<b>24:54</b>	<b>28</b>	<b>7</b>
			15:40	32	4:26	01	79.93		19:31	29	5:25	01	79.17		24:54	28	6:42	01	85.82				
35	Karl Lazdins Allan Sheeran	P2	<b>14:51</b>	0:00	26	0:03	16	0.7565	<b>3:35</b>	0:00	=23	0:02	15	0.8000	<b>5:20</b>	0:00	25	0:12	31	0.7688	<b>23:46</b>	<b>25</b>	<b>2</b>
			14:51	25	3:37	01	84.32		18:26	26	4:20	01	85.06		23:46	25	5:34	01	86.62				
36	Michael Hogan Sonja Wight	P4	<b>20:48</b>	0:20	33	5:28	34	0.5401	<b>4:41</b>	0:00	31	0:51	29	0.6121	<b>6:22</b>	0:00	31	2:10	29	0.6440	<b>32:11</b>	<b>32</b>	<b>5</b>
			21:08	33	9:54	01	60.20		25:49	33	11:43	01	65.08		32:11	32	13:59	01	72.57				

**NOTE:**

The Total Penalty shown above includes ALL penalties (Time, Road and Technical).

See separate page for details of Road and Technical penalties.

All crews who finished were within their Late Time.

LEGEND: DNF - Did Not Finish, DNS - Did Not Start.

**LEGEND**

Stage Time	Road Penalty	Fastest	Gap to Next	Next Is	SPI
Taken	Total Penalty	O/R Posn	Gap to Leader	Leader Is	Av Spd

Walkerville All Cars Club Inc  
**PROVISIONAL RESULTS**

Robertstown WALKY 100 30th June 2007  
**STAGE TIMES, POSITIONS and Other data**

as of 03/07/07 17:28:49

NO	Driver / CoDriver	SS 4	Dips End 2						SS 5	Scrubby Reverse 2						SS 6	One Big Hill 2						Total Penalty	Outright	Class
1	Steve Glenney Bernie Webb	N4	<b>11:06</b>	0:00	1	0:00	01	1.0000	<b>2:48</b>	0:00	1	0:00	01	1.0000	<b>4:00</b>	0:00	1	0:00	01	1.0000	<b>36:06</b>	1	1		
			29:18	1	0:00	01	112.81		32:06	1	0:00	01	108.86		36:06	1	0:00	01	115.50						
2	Declan Dwyer Craig Adams	P5	<b>12:23</b>	0:00	3	0:11	06	0.8964	<b>2:50</b>	0:00	2	2:11	03	0.9882	<b>4:16</b>	0:00	3	2:13	03	0.9375	<b>40:08</b>	3	1		
			33:02	4	3:44	01	101.12		35:52	3	3:46	01	107.58		40:08	3	4:02	01	108.28						
3	Matthew Selley Joana Fuller	N4	<b>11:51</b>	0:00	2	1:30	01	0.9367	<b>2:53</b>	0:00	3	1:35	01	0.9711	<b>4:14</b>	0:00	2	1:49	01	0.9449	<b>37:55</b>	2	2		
			30:48	2	1:30	01	105.67		33:41	2	1:35	01	105.71		37:55	2	1:49	01	109.13						
4	Trent Brand Jeremy Browne	P5	<b>12:47</b>	DNF Unknown																					
5	Gary Brown Mike Dale	P6	<b>DNF</b>	Mechanical																					
6	Russell Marker Karien Heimsohn	N4	<b>12:35</b>	0:00	4	2:03	03	0.8821	<b>3:02</b>	0:00	4	0:01	02	0.9231	<b>4:35</b>	0:00	=4	0:20	02	0.8727	<b>40:28</b>	4	3		
			32:51	3	3:33	01	99.51		35:53	4	3:47	01	100.48		40:28	4	4:22	01	100.80						
7	Paul Heenan Adam Branford	P6	<b>DNF</b>	Unknown																					
8	Simon Orme Tasman Orme	P5	<b>12:42</b>	0:00	5	0:14	02	0.8740	<b>3:06</b>	0:00	6	0:29	06	0.9032	<b>4:41</b>	0:00	6	0:35	06	0.8541	<b>41:03</b>	5	2		
			33:16	5	3:58	01	98.60		36:22	5	4:16	01	98.32		41:03	5	4:57	01	98.65						
9	Jason Sims Damien Wilson	P3	<b>16:13</b>	0:00	30	0:18	26	0.6845	<b>3:14</b>	0:00	=11	0:18	26	0.8660	<b>4:46</b>	0:00	=8	0:16	26	0.8392	<b>45:17</b>	17	5		
			37:17	17	7:59	01	77.22		40:31	17	8:25	01	94.27		45:17	17	9:11	01	96.92						
10	Dave Dimech Darren Masters	P6	<b>12:59</b>	0:10	7	0:42	08	0.8549	<b>3:03</b>	0:00	5	0:39	08	0.9180	<b>5:13</b>	0:00	=22	1:11	08	0.7668	<b>42:14</b>	6	1		
			33:58	6	4:40	01	96.45		37:01	6	4:55	01	99.93		42:14	6	6:08	01	88.56						
11	Shaun Osborn Andrew Wearn	P5	<b>DNF</b>	Mechanical																					
12	Neville Whittenbury David Rudham	P3	<b>13:13</b>	0:00	8	0:42	10	0.8398	<b>3:16</b>	0:00	14	0:55	10	0.8571	<b>4:46</b>	0:00	=8	0:28	10	0.8392	<b>42:42</b>	7	1		
			34:40	7	5:22	01	94.74		37:56	7	5:50	01	93.31		42:42	7	6:36	01	96.92						
13	Brett Baldwin Jason McCormack	P4	<b>13:26</b>	0:00	10	0:10	25	0.8263	<b>3:18</b>	0:00	15	0:16	25	0.8485	<b>4:51</b>	0:00	13	0:21	25	0.8247	<b>43:09</b>	9	1		
			35:00	9	5:42	01	93.22		38:18	9	6:12	01	92.36		43:09	9	7:03	01	95.26						
14	Ian Johnson Andrew Kriesl	P3	<b>13:55</b>	0:00	16	0:08	13	0.7976	<b>3:20</b>	0:00	17	0:10	13	0.8400	<b>4:45</b>	0:00	7	0:04	13	0.8421	<b>43:13</b>	10	2		
			35:08	10	5:50	01	89.98		38:28	10	6:22	01	91.44		43:13	10	7:07	01	97.26						
15	Chris Bennet Susan Haby	P5	<b>14:43</b>	0:00	23	0:40	17	0.7542	<b>3:23</b>	0:00	=18	0:31	17	0.8276	<b>5:09</b>	0:00	19	0:27	17	0.7767	<b>46:45</b>	20	6		
			38:13	21	8:55	01	85.09		41:36	20	9:30	01	90.09		46:45	20	10:39	01	89.71						
16	Andrew Gooley Ashley Chabrel	P6	<b>23:38</b>	0:20	32	3:02	29	0.4697	<b>3:35</b>	0:00	=26	3:13	29	0.7814	<b>5:13</b>	0:00	=22	3:26	29	0.7668	<b>56:05</b>	30	5		
			47:17	31	17:59	01	52.98		50:52	30	18:46	01	85.06		56:05	30	19:59	01	88.56						
17	Paul Kinnear Danielle Meehl	P6	<b>14:29</b>	0:00	22	0:03	24	0.7664	<b>3:32</b>	0:00	22	0:16	24	0.7925	<b>5:13</b>	0:00	=22	0:14	24	0.7668	<b>46:18</b>	19	4		
			37:33	20	8:15	01	86.46		41:05	19	8:59	01	86.26		46:18	19	10:12	01	88.56						
18	Brian Smith Doug Glover	P4	<b>14:18</b>	0:00	21	0:04	31	0.7762	<b>3:34</b>	0:00	25	0:07	31	0.7850	<b>6:20</b>	0:00	31	0:44	27	0.6316	<b>48:22</b>	24	3		
			38:28	23	9:10	01	87.57		42:02	22	9:56	01	85.46		48:22	24	12:16	01	72.95						
19	Kerry Turley Neil Brannum	P5	<b>13:38</b>	0:10	13	0:07	21	0.8142	<b>3:11</b>	0:00	=7	0:16	20	0.8796	<b>4:53</b>	0:00	14	0:22	20	0.8191	<b>43:57</b>	12	4		
			35:53	13	6:35	01	91.85		39:04	12	6:58	01	95.75		43:57	12	7:51	01	94.61						
20	Matt Monto Ron Monto	P6	<b>13:42</b>	0:00	14	0:29	14	0.8102	<b>3:11</b>	0:00	=7	0:20	14	0.8796	<b>4:47</b>	0:00	11	0:22	14	0.8362	<b>43:35</b>	11	2		
			35:37	11	6:19	01	91.40		38:48	11	6:42	01	95.75		43:35	11	7:29	01	96.59						

Walkerville All Cars Club Inc  
**PROVISIONAL RESULTS**

Robertstown WALKY 100 30th June 2007  
**STAGE TIMES, POSITIONS and Other data**

as of 03/07/07 17:28:50

NO	Driver / CoDriver	SS 4	Dips End 2						SS 5	Scrubby Reverse 2						SS 6	One Big Hill 2						Total Penalty	Outright	Class
21	Daniel Nicholls Vivek Samy	P6	<b>14:04</b>	0:00	18	0:09	20	0.7891	<b>3:33</b>	0:00	=23	0:15	19	0.7887	<b>5:03</b>	0:00	=17	0:20	33	0.7921	<b>44:22</b>	<b>14</b>	<b>3</b>		
			<b>35:46</b>	12	6:28	01	<b>89.02</b>		<b>39:19</b>	13	7:13	01	<b>85.86</b>		<b>44:22</b>	14	8:16	01	<b>91.49</b>						
22	George Andriolas Chris Andriolas	N4	<b>14:15</b>	0:00	20	1:55	32	0.7789	<b>3:14</b>	0:00	=11	1:14	32	0.8660	<b>5:03</b>	0:00	=17	0:49	32	0.7921	<b>51:38</b>	<b>28</b>	<b>4</b>		
			<b>43:21</b>	29	14:03	01	<b>87.87</b>		<b>46:35</b>	28	14:29	01	<b>94.27</b>		<b>51:38</b>	28	15:32	01	<b>91.49</b>						
23	Barry Kirk Paul Wagenor	P4	<b>DNS</b>	Engine Problems																					
24	Gavin Fowler Warren Nietz	P3	<b>13:49</b>	0:00	15	0:00	04	0.8034	<b>3:19</b>	0:00	16	0:18	09	0.8442	<b>5:15</b>	0:00	25	0:47	09	0.7619	<b>46:04</b>	<b>18</b>	<b>6</b>		
			<b>37:30</b>	=18	8:12	01	<b>90.63</b>		<b>40:49</b>	18	8:43	01	<b>91.90</b>		<b>46:04</b>	18	9:58	01	<b>88.00</b>						
25	Howard Ryan Chris Langley	P5	<b>13:27</b>	0:00	11	0:10	12	0.8253	<b>3:12</b>	0:00	=9	0:06	12	0.8750	<b>4:46</b>	0:00	=8	0:06	12	0.8392	<b>42:48</b>	<b>8</b>	<b>3</b>		
			<b>34:50</b>	8	5:32	01	<b>93.10</b>		<b>38:02</b>	8	5:56	01	<b>95.25</b>		<b>42:48</b>	8	6:42	01	<b>96.92</b>						
26	Scott Schubert Tim Meade	P5	<b>13:35</b>	0:00	12	0:32	28	0.8172	<b>3:14</b>	0:00	=11	0:23	28	0.8660	<b>4:48</b>	0:00	12	0:15	28	0.8333	<b>45:01</b>	<b>16</b>	<b>5</b>		
			<b>36:59</b>	16	7:41	01	<b>92.19</b>		<b>40:13</b>	16	8:07	01	<b>94.27</b>		<b>45:01</b>	16	8:55	01	<b>96.25</b>						
27	Boyd Symonds Ashley Durbridge	P4	<b>14:55</b>	0:00	=25	0:12	35	0.7441	<b>3:35</b>	0:00	=26	0:14	35	0.7814	<b>5:10</b>	0:00	=20	0:14	35	0.7742	<b>47:38</b>	<b>23</b>	<b>2</b>		
			<b>38:53</b>	25	9:35	01	<b>83.95</b>		<b>42:28</b>	24	10:22	01	<b>85.06</b>		<b>47:38</b>	23	11:32	01	<b>89.42</b>						
28	Leigh Stokes Justin Stokes	P3	<b>13:59</b>	0:00	17	0:12	33	0.7938	<b>3:23</b>	0:00	=18	0:23	33	0.8276	<b>4:56</b>	0:00	15	0:24	21	0.8108	<b>44:46</b>	<b>15</b>	<b>4</b>		
			<b>36:27</b>	15	7:09	01	<b>89.55</b>		<b>39:50</b>	15	7:44	01	<b>90.09</b>		<b>44:46</b>	15	8:40	01	<b>93.65</b>						
29	Craig Neave Ashleigh Staude	P4	<b>14:14</b>	0:00	19	0:54	22	0.7799	<b>3:24</b>	0:00	20	1:04	22	0.8235	<b>5:00</b>	0:00	16	1:01	22	0.8000	<b>52:39</b>	<b>29</b>	<b>4</b>		
			<b>44:15</b>	30	14:57	01	<b>87.98</b>		<b>47:39</b>	29	15:33	01	<b>89.65</b>		<b>52:39</b>	29	16:33	01	<b>92.40</b>						
30	Dainis Skabe Patrick Chan	P2	<b>15:00</b>	0:00	27	0:32	34	0.7400	<b>3:39</b>	0:00	29	0:33	34	0.7671	<b>5:17</b>	0:00	26	0:27	34	0.7571	<b>49:28</b>	<b>26</b>	<b>3</b>		
			<b>40:32</b>	27	11:14	01	<b>83.48</b>		<b>44:11</b>	26	12:05	01	<b>83.51</b>		<b>49:28</b>	26	13:22	01	<b>87.44</b>						
31	David Marriner Steve Marriner	P2	<b>14:50</b>	0:00	24	0:11	15	0.7483	<b>3:31</b>	0:00	21	0:19	15	0.7962	<b>5:23</b>	0:00	=27	0:33	15	0.7430	<b>47:18</b>	<b>21</b>	<b>1</b>		
			<b>38:24</b>	22	9:06	01	<b>84.42</b>		<b>41:55</b>	21	9:49	01	<b>86.67</b>		<b>47:18</b>	21	11:12	01	<b>85.82</b>						
32	James Rodda Naomi Tillet	P1	<b>15:27</b>	0:00	29	0:54	30	0.7184	<b>3:55</b>	0:00	30	1:10	30	0.7149	<b>5:28</b>	0:00	29	1:21	30	0.7317	<b>50:49</b>	<b>27</b>	<b>1</b>		
			<b>41:26</b>	28	12:08	01	<b>81.05</b>		<b>45:21</b>	27	13:15	01	<b>77.82</b>		<b>50:49</b>	27	14:43	01	<b>84.51</b>						
33	Justin Friedrichs Katysha Seng	P3	<b>13:20</b>	0:00	9	0:22	19	0.8325	<b>3:12</b>	0:00	=9	0:08	21	0.8750	<b>4:35</b>	0:00	=4	0:05	19	0.8727	<b>44:02</b>	<b>13</b>	<b>3</b>		
			<b>36:15</b>	14	6:57	01	<b>93.92</b>		<b>39:27</b>	14	7:21	01	<b>95.25</b>		<b>44:02</b>	13	7:56	01	<b>100.80</b>						
34	Roman Bristow Jason Bennett	P3	<b>15:06</b>	0:00	28	1:07	27	0.7351	<b>3:38</b>	0:00	28	1:10	27	0.7706	<b>5:23</b>	0:00	=27	0:39	18	0.7430	<b>49:01</b>	<b>25</b>	<b>7</b>		
			<b>40:00</b>	26	10:42	01	<b>82.93</b>		<b>43:38</b>	25	11:32	01	<b>83.89</b>		<b>49:01</b>	25	12:55	01	<b>85.82</b>						
35	Karl Lazdins Allan Sheeran	P2	<b>14:55</b>	0:00	=25	0:13	18	0.7441	<b>3:33</b>	0:00	=23	0:12	18	0.7887	<b>5:10</b>	0:00	=20	0:06	31	0.7742	<b>47:24</b>	<b>22</b>	<b>2</b>		
			<b>38:41</b>	24	9:23	01	<b>83.95</b>		<b>42:14</b>	23	10:08	01	<b>85.86</b>		<b>47:24</b>	22	11:18	01	<b>89.42</b>						
36	Michael Hogan Sonja Wight	P4	<b>19:19</b>	0:05	31	4:18	16	0.5746	<b>4:19</b>	0:00	31	5:02	16	0.6486	<b>6:14</b>	0:00	30	6:03	16	0.6417	<b>1:02:08</b>	<b>31</b>	<b>5</b>		
			<b>51:35</b>	32	22:17	01	<b>64.82</b>		<b>55:54</b>	31	23:48	01	<b>70.61</b>		<b>1:02:08</b>	31	26:02	01	<b>74.12</b>						

**NOTE:**

The Total Penalty shown above includes ALL penalties (Time, Road and Technical).

See separate page for details of Road and Technical penalties.

All crews who finished were within their Late Time.

LEGEND: DNF - Did Not Finish, DNS - Did Not Start.

**LEGEND**

Stage Time Taken	Road Penalty	Fastest	Gap to Next	Next Is	SPI
	Total Penalty	O/R Posn	Gap to Leader	Leader Is	Av Spd

Walkerville All Cars Club Inc  
**PROVISIONAL RESULTS**

Robertstown WALKY 100 30th June 2007  
**STAGE TIMES, POSITIONS and Other data**

as of 03/07/07 17:28:59

NO	Driver / CoDriver	SS 7 Roast	SS 8 Roast 2	Total Penalty	Outright Class	
1	Steve Glenney Bernie Webb	N4 <b>14:03</b> 0:00 1 0:00 01 1.0000 50:09 1 0:00 01 113.68	<b>13:48</b> 0:00 1 0:00 01 1.0000 1:03:57 1 0:00 01 115.74	<b>1:03:57</b>	<b>1</b>	<b>1</b>
2	Declan Dwyer Craig Adams	P5 <b>14:30</b> 0:00 2 1:33 03 0.9690 54:38 3 4:29 01 110.15	<b>14:54</b> 0:00 2 1:17 03 0.9262 1:09:32 3 5:35 01 107.19	<b>1:09:32</b>	<b>3</b>	<b>1</b>
3	Matthew Selley Joana Fuller	N4 <b>15:10</b> 0:00 3 2:56 01 0.9264 53:05 2 2:56 01 105.31	<b>15:10</b> 0:00 3 4:18 01 0.9099 1:08:15 2 4:18 01 105.31	<b>1:08:15</b>	<b>2</b>	<b>2</b>
4	Trent Brand Jeremy Browne	P5 <b>DNF</b> Unknown				
5	Gary Brown Mike Dale	P6 <b>DNF</b> Mechanical				
6	Russell Marker Karien Heimsohn	N4 <b>15:47</b> 0:00 4 1:37 02 0.8902 56:15 4 6:06 01 101.20	<b>15:47</b> 0:00 4 2:30 02 0.8743 1:12:02 4 8:05 01 101.20	<b>1:12:02</b>	<b>4</b>	<b>3</b>
7	Paul Heenan Adam Branford	P6 <b>DNF</b> Unknown				
8	Simon Orme Tasman Orme	P5 <b>16:54</b> 0:00 10 1:42 06 0.8314 57:57 5 7:48 01 94.51	<b>16:15</b> 0:00 9 2:10 06 0.8492 1:14:12 5 10:15 01 98.29	<b>1:14:12</b>	<b>5</b>	<b>2</b>
9	Jason Sims Damien Wilson	P3 <b>16:23</b> 0:00 7 0:16 19 0.8576 1:01:40 13 11:31 01 97.49	<b>16:08</b> 0:00 =6 0:57 13 0.8554 1:17:48 12 13:51 01 99.00	<b>1:17:48</b>	<b>12</b>	<b>4</b>
10	Dave Dimech Darren Masters	P6 <b>16:02</b> 0:00 5 0:19 08 0.8763 58:16 6 8:07 01 99.62	<b>16:20</b> 0:00 10 0:24 08 0.8449 1:14:36 6 10:39 01 97.79	<b>1:14:36</b>	<b>6</b>	<b>1</b>
11	Shaun Osborn Andrew Wearn	P5 <b>DNF</b> Mechanical				
12	Neville Whittenbury David Rudham	P3 <b>16:45</b> 0:00 9 1:11 10 0.8388 59:27 7 9:18 01 95.36	<b>16:34</b> 0:00 =11 0:11 14 0.8330 1:16:01 8 12:04 01 96.41	<b>1:16:01</b>	<b>8</b>	<b>2</b>
13	Brett Baldwin Jason McCormack	P4 <b>17:08</b> 0:00 12 0:36 14 0.8200 1:00:17 9 10:08 01 93.22	<b>16:34</b> 0:00 =11 0:13 20 0.8330 1:16:51 11 12:54 01 96.41	<b>1:16:51</b>	<b>11</b>	<b>1</b>
14	Ian Johnson Andrew Kriesl	P3 <b>16:28</b> 0:00 8 0:14 12 0.8532 59:41 8 9:32 01 97.00	<b>16:09</b> 0:00 8 1:14 10 0.8545 1:15:50 7 11:53 01 98.90	<b>1:15:50</b>	<b>7</b>	<b>1</b>
15	Chris Bennet Susan Haby	P5 <b>18:08</b> 0:00 18 0:50 24 0.7748 1:04:53 19 14:44 01 88.08	<b>18:20</b> 0:00 20 2:57 25 0.7527 1:23:13 18 19:16 01 87.12	<b>1:23:13</b>	<b>18</b>	<b>6</b>
16	Andrew Gooley Ashley Chabrel	P6 <b>DNF</b> Unknown				
17	Paul Kinnear Danielle Meehl	P6 <b>19:10</b> 0:00 22 0:35 15 0.7330 1:05:28 20 15:19 01 83.33	<b>18:29</b> 0:00 22 0:07 27 0.7466 1:23:57 20 20:00 01 86.41	<b>1:23:57</b>	<b>20</b>	<b>4</b>
18	Brian Smith Doug Glover	P4 <b>19:37</b> 0:00 24 1:26 35 0.7162 1:07:59 24 17:50 01 81.42	<b>18:43</b> 0:00 25 1:39 35 0.7373 1:26:42 23 22:45 01 85.34	<b>1:26:42</b>	<b>23</b>	<b>3</b>
19	Kerry Turley Neil Brannum	P5 <b>17:27</b> 0:00 14 0:54 20 0.8052 1:01:24 12 11:15 01 91.53	<b>17:49</b> 0:00 17 1:25 09 0.7746 1:19:13 13 15:16 01 89.65	<b>1:19:13</b>	<b>13</b>	<b>3</b>
20	Matt Monto Ron Monto	P6 <b>16:55</b> 0:00 11 0:11 33 0.8305 1:00:30 11 10:21 01 94.42	<b>16:08</b> 0:00 =6 0:14 33 0.8554 1:16:38 10 12:41 01 99.00	<b>1:16:38</b>	<b>10</b>	<b>2</b>

Walkerville All Cars Club Inc  
**PROVISIONAL RESULTS**

Robertstown WALKY 100 30th June 2007  
**STAGE TIMES, POSITIONS and Other data**

as of 03/07/07 17:29:00

NO	Driver / CoDriver	SS 7 Roast	SS 8 Roast 2	Total Penalty	Outright	Class
21	Daniel Nicholls Vivek Samy	P6 <b>17:53</b> 0:00 17 0:04 28 0.7856 1:02:15 15 12:06 01 89.31	<b>17:04</b> 0:00 14 0:06 19 0.8086 1:19:19 14 15:22 01 93.59	<b>1:19:19</b>	<b>14</b>	<b>3</b>
22	George Andriolas Chris Andriolas	N4 <b>DNF</b> Unknown				
23	Barry Kirk Paul Wagenor	P4 <b>DNS</b> Engine Problems				
24	Gavin Fowler Warren Nietz	P3 <b>17:39</b> 0:20 15 1:21 26 0.7960 1:04:03 18 13:54 01 90.49	<b>DNF</b> Off Road and Stuck			
25	Howard Ryan Chris Langley	P5 <b>19:38</b> 0:00 25 0:11 21 0.7156 1:02:26 16 12:17 01 81.35	<b>17:50</b> 0:00 18 0:37 26 0.7738 1:20:16 17 16:19 01 89.56	<b>1:20:16</b>	<b>17</b>	<b>5</b>
26	Scott Schubert Tim Meade	P5 <b>17:41</b> 0:00 16 0:16 25 0.7945 1:02:42 17 12:33 01 90.32	<b>16:57</b> 0:00 13 0:11 28 0.8142 1:19:39 16 15:42 01 94.23	<b>1:19:39</b>	<b>16</b>	<b>4</b>
27	Boyd Symonds Ashley Durbridge	P4 <b>18:12</b> 0:00 19 0:22 17 0.7720 1:05:50 21 15:41 01 87.76	<b>18:00</b> 0:00 19 0:37 15 0.7667 1:23:50 19 19:53 01 88.73	<b>1:23:50</b>	<b>19</b>	<b>2</b>
28	Leigh Stokes Justin Stokes	P3 <b>17:25</b> 0:00 13 0:31 09 0.8067 1:02:11 14 12:02 01 91.71	<b>17:17</b> 0:00 =15 0:09 21 0.7985 1:19:28 15 15:31 01 92.41	<b>1:19:28</b>	<b>15</b>	<b>5</b>
29	Craig Neave Ashleigh Staude	P4 <b>20:48</b> 0:00 29 2:02 22 0.6755 1:13:27 29 23:18 01 76.79	<b>17:17</b> 0:00 =15 0:24 32 0.7985 1:30:44 27 26:47 01 92.41	<b>1:30:44</b>	<b>27</b>	<b>4</b>
30	Dainis Skabe Patrick Chan	P2 <b>19:27</b> 0:05 23 1:01 18 0.7224 1:09:00 25 18:51 01 82.12	<b>18:21</b> 0:00 21 0:39 18 0.7520 1:27:21 24 23:24 01 87.04	<b>1:27:21</b>	<b>24</b>	<b>3</b>
31	David Marriner Steve Marriner	P2 <b>18:47</b> 0:00 20 0:15 27 0.7480 1:06:05 22 15:56 01 85.03	<b>18:34</b> 0:00 24 0:42 17 0.7433 1:24:39 21 20:42 01 86.03	<b>1:24:39</b>	<b>21</b>	<b>1</b>
32	James Rodda Naomi Tillet	P1 <b>20:08</b> 0:00 28 1:49 34 0.6978 1:10:57 27 20:48 01 79.33	<b>19:23</b> 0:00 27 2:16 34 0.7120 1:30:20 26 26:23 01 82.40	<b>1:30:20</b>	<b>26</b>	<b>1</b>
33	Justin Friedrichs Katysha Seng	P3 <b>16:17</b> 0:00 6 0:02 13 0.8628 1:00:19 10 10:10 01 98.09	<b>16:05</b> 0:00 5 0:23 12 0.8580 1:16:24 9 12:27 01 99.31	<b>1:16:24</b>	<b>9</b>	<b>3</b>
34	Roman Bristow Jason Bennett	P3 <b>20:07</b> 0:00 27 0:08 30 0.6984 1:09:08 26 18:59 01 79.40	<b>18:56</b> 0:00 26 0:43 30 0.7289 1:28:04 25 24:07 01 84.36	<b>1:28:04</b>	<b>25</b>	<b>6</b>
35	Karl Lazdins Allan Sheeran	P2 <b>19:09</b> 0:00 21 0:28 31 0.7337 1:06:33 23 16:24 01 83.40	<b>18:30</b> 0:00 23 0:24 31 0.7459 1:25:03 22 21:06 01 86.34	<b>1:25:03</b>	<b>22</b>	<b>2</b>
36	Michael Hogan Sonja Wight	P4 <b>21:39</b> 0:00 30 10:20 29 0.6490 1:23:47 30 33:38 01 73.77	<b>21:16</b> 0:00 28 14:19 29 0.6489 1:45:03 28 41:06 01 75.10	<b>1:45:03</b>	<b>28</b>	<b>5</b>

**NOTE:**

The Total Penalty shown above includes ALL penalties (Time, Road and Technical).


See separate page for details of Road and Technical penalties.

All crews who finished were within their Late Time.

LEGEND: DNF - Did Not Finish, DNS - Did Not Start.

**LEGEND**

Stage Time	Road Penalty	Fastest	Gap to Next	Next Is	SPI
Taken	Total Penalty	O/R Posn	Gap to Leader	Leader Is	Av Spd



## Road Penalties

Crew	Driver / CoDriver	RS / TC	Penalty	Description
4	Trent Brand Jeremy Browne	03 / 1.3	00:00:10	Late Arrival at Time Control
24	Gavin Fowler Warren Nietz	01 / 1.02	00:01:25	Late Arrival at Time Control
24	Gavin Fowler Warren Nietz	03 / 1.03	00:00:10	Late Arrival at Time Control
29	Craig Neave Ashleigh Staude	02 / 1.2	00:00:20	Late Arrival at Time Control
36	Michael Hogan Sonja Wight	02 / 1.2	00:00:20	Late Arrival at Time Control
19	Kerry Turley Neil Brannum	06 / 1.5	00:00:10	Late Arrival at Time Control
16	Andrew Gooley Ashley Chabrel	06 / TC 1.5	00:00:20	Late Arrival at Time Control
18	Brian Smith Doug Glover	SA / TC 1.3C	00:00:45	Late Arrival at Time Control
22	George Andriolas Chris Andriolas	SA / 1.3C	00:06:00	Early Arrival at Time Control (6min)
24	Gavin Fowler Warren Nietz	SA / 1.3C	00:00:10	Late Arrival at Time Control
30	Dainis Skabe Patrick Chan	SA / 1.3C	00:00:10	Late Arrival at Time Control
10	Dave Dimech Darren Masters	06 / 1.4	00:00:10	Jump Start at SS4
24	Gavin Fowler Warren Nietz	10 / 1.7A	00:00:20	Late Arrival at Time Control
30	Dainis Skabe Patrick Chan	10 / 1.7A	00:00:05	Late Arrival at Time Control
36	Michael Hogan Sonja Wight	06 / 1.5	00:00:05	Late Arrival at Time Control

# Robertstown WALKY 100

30th June 2007

## THANK YOU

The Director and the Organising Team would like to thank the following for their support of this event:

### Wilson Rallysport Solutions Australia

Toyota Rally SA  
Copyworld  
Wildcat Diesel  
Norwood Auto Services  
S & J Automotive Services  
Saratoga Distribution  
Revolution Racegear  
Rising Sun Car Service



### All Residents and Landowners at Robertstown

St Johns Ambulance  
ACRM  
SA Police Department  
Robertstown Football Club  
Robertstown CFS  
Regional Council of Goyder  
CAMS Office, Adelaide

### All Officials (Volunteers)

Control Keepers, Road Closure and Spectator Marshalls, and Placers  
Course Openers, Closers and the Event Checker, Jason Lange  
CAMS Scrutineers and Stewards



Promoted and Organised by the  
Walkerville All Cars Club Inc

See you at the next Event: **2007 Toyota Kluger Rally SA**  
11-12th August 2007